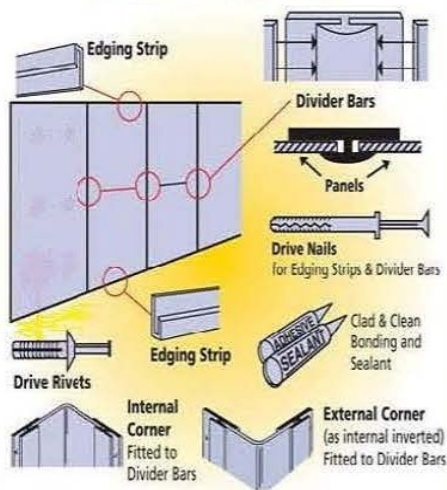
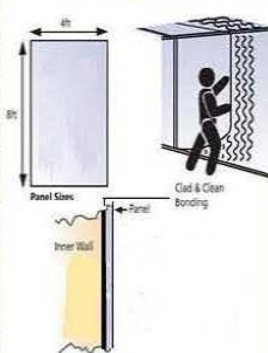


D.I.Y. COMPONENTS AND FITTING INSTRUCTIONS FOR WALL PANELS

CHECKLIST OF COMPONENTS



INSTRUCTIONS



GUIDE TO FITTING WALL PANELS

FITTING is an extremely straightforward task for an average DIY person. We recommend you measure both room length and width, then check how many Clad & Clean panels occupy the space. Avoid finishing with one very narrow strip, better to have two panels - one at each end of the wall, both slightly narrower.

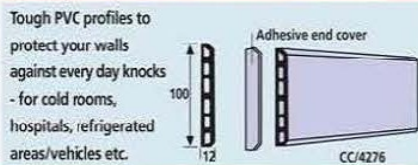
HELPFUL HINTS:

- Panels should be cut with a jigsaw. Any very high or low areas on walls should be flattened. In severe cases wooden or PVC laths may be fixed to the wall and 9mm plyboard fitted prior to cladding. A good quality mastic will also assist.
- Hot pipes **MUST NOT** be in direct contact with the cladding. If this is unavoidable, pipes must be adequately insulated. Allow at least 3mm gap between pipes and electric fittings.
- Wet areas and sealing: areas regularly steam cleaned or exposed to very wet conditions should be thoroughly cleaned and sealed around all edges and openings. (Use Clad & Clean Silicone Sealant).
- **IMPORTANT:** Do not overtighten drive rivets as this will push panels in too far. Drive rivets should be snug-touch fit.

OPTIONAL EXTRAS

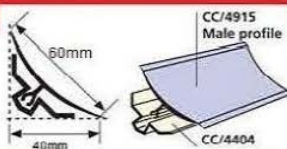
- * Two-Part Divider Bars (easy fit)
- * 150x150 mm pre-formed corners
- * New "Round" External Corners
- * Pastel coloured panels
- * White Gloss Panels available
- * Full fitting support with all sales
- *

PROTECTIVE SCUFF RAIL / SKIRTING



CORNER COVING ANGLE - FLEXIBLE EDGES

Specially designed for food production, food processing areas, cold rooms, kitchens, laboratories etc. Flexible edges for improved sealing to uneven surfaces. Attractive curved appearance with clip-on, hidden fastenings.



COMPONENTS AND FITTING INSTRUCTIONS FOR WALL PANELS



For more information ring now:-

Tel : 01274 653777

CLAD & CLEAN

Hygenic

Hygenic House,
B12 - B13 Headway Business Centre
Knowles Lane, Dudley Hill
Bradford, BD4 9SW

Tel : 01274 653777
Fax: 01274 653888

Visit our Website at: www.hygenic.co.uk
ALL INFORMATION CORRECT AT TIME OF GOING TO PRESS

...WHEN THERE'S JUST NO ROOM TO COMPROMISE

Hygenic

ESTABLISHED 1988

Specialist Wall & Ceiling Linings